

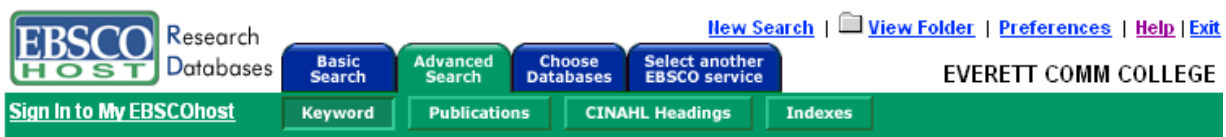
# CINAHL

## What is CINAHL?

CINAHL (Cumulative Index to Nursing and Allied Health Literature) is the premier source for nursing journal literature. It indexes over 1600 journals in the nursing and allied health fields. Full-text CINAHL provides indexing from 1982 through the present. CINAHL Select goes back to 1973. However, the indexing began in 1956 in print format. Hundreds of the journals are available in full-text; when full-text is unavailable, a librarian can assist with locating the complete article in this library or other libraries.

## How do I start CINAHL?

1. In the library, begin at one of the reference area computers or classroom computers. (From outside the library, go to our website at <http://www.everettcc.edu/library> and continue from step 3.)
2. Double-click on the LMC homepage icon.
3. At the library's homepage, click once on the link titled **All Databases listed by title**.
4. If you are accessing CINAHL from outside the library, you will be prompted to type in your EvCC student or staff ID number.



Database: CINAHL

[Database Help](#)

Find:  in

and  in

and  in

Boolean operators AND,  
OR, NOT

Choose from 35 fields including Abstract,  
Author, Article Title, Publication Year, and  
Word in Subject Heading

Figure 1

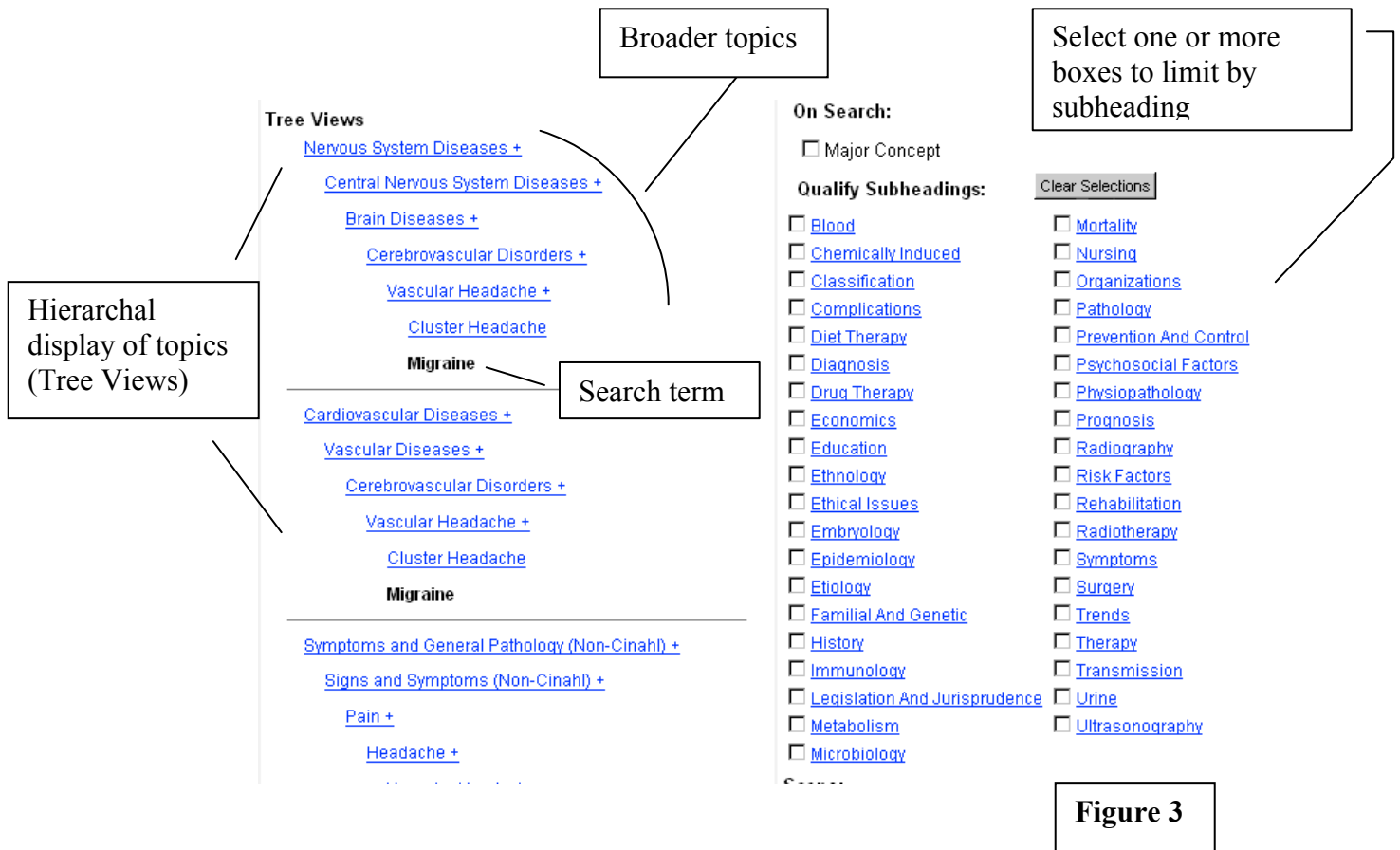
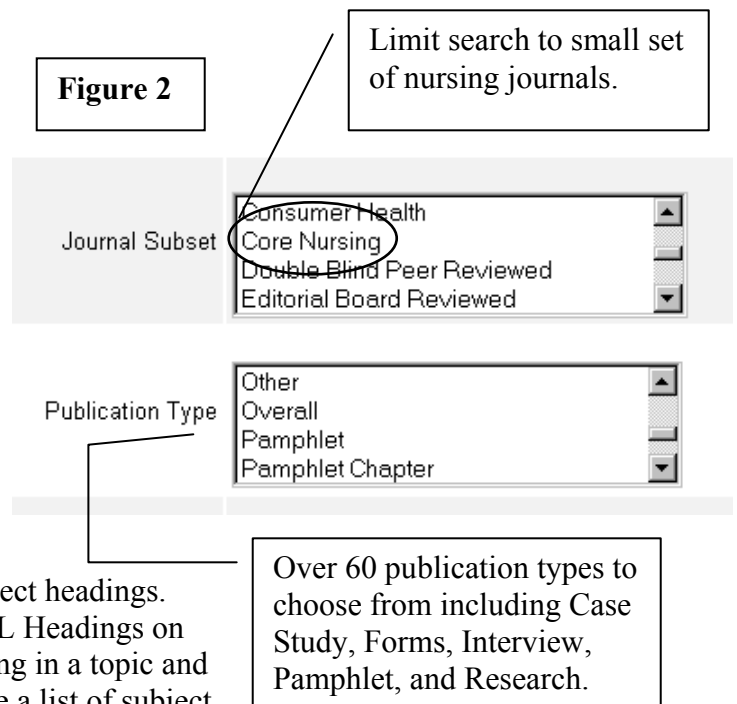
## How do I search CINAHL?

When first accessing CINAHL, you'll see the Advanced Search page [Figure 1]. You can perform a **Simple Search** by entering a single term in the find box and clicking on the search

button. Advanced search options often produce relevant results quickly. Advanced options include the use of Boolean search operators and field indexes.

In addition, scrolling down the Advanced Search page displays further search options [Figure 2]. Limiting a search to the Journal Subset titled “Core Nursing,” limits your search to a small set of nursing journals. In some cases, limiting your search to a Publication Type [e.g. case study] can be useful.

CINAHL provides an extensive list of subject headings. To access subject headings, click once on CINAHL Headings on the advanced search screen [Figure 1]. After typing in a topic and clicking once on the browse button, you should see a list of subject headings. Clicking once on your topic will present a hierarchal listing of subject headings [Tree Views] and a list of subheadings [e.g. therapy].



**For more assistance,** contact an Everett Community College librarian at 425-388-9354 or send your question via email to [library@evcc.ctc.edu](mailto:library@evcc.ctc.edu)