


eLearning at EvCC


Information Session for
ONLINE Courses
Fall Quarter 2010



EvCC or WAOL Course




- ★ Online courses are offered from two sources
EvCC and WAOL



- ★ WAOL course for Fall 2010

INFO 102 – Research in the Information Age

This course will have WAOL faculty listed






- ★ WAOL courses – different ANGEL login page
different start date



WAOL - ANGEL Login


<http://angel.waol.org>



The screenshot shows a Mozilla Firefox browser window displaying the ANGEL Learning website. The address bar shows <http://angel.waol.org/>. The page features the Washington Online logo and the ANGEL Learning Management Suite branding. A login form is visible with fields for Username and Password, and a Log On button. Below the login form is a System Check section showing Firefox version 3 on Windows with a resolution of 1024x768. The Public Announcements section, dated Friday, December 18, 2009, contains login instructions for Big Bend Community College users, stating that usernames are Student ID number / Employee ID number (e.g., 123456789) and passwords are the first 5 letters of the last name (e.g., Bob Smith = smith). A list of handouts and resources is also provided, including student resources, quickstart guides, and help desk links.



EvCC - ANGEL Login




Login directions are on the EvCC ANGEL page

Username:

1st initial + middle initial + full last name


Example: John Michael Doe - jmdoe



Password:

1st letter of your first name capitalized + first letter of your last name in lower case + your full Student ID

Example: Jd123456789






Returning students should use their previous quarter's network/ANGEL username and password



EvCC - ANGEL Login

<http://everett.angellearning.com>



The screenshot shows the ANGEL Learning website in a Mozilla Firefox browser window. The browser's address bar displays <http://everett.angellearning.com/>. The website header features the Everett Community College logo and a search bar with the text "quest".

The main content area is divided into several sections:

- Log On:** A login form with fields for "Username" (containing "everettadmin") and "Password" (masked with dots), and a "Log On" button.
- ANGEL Help:** Links to "ANGEL Help Guide" and "EvCC eLearning Help".
- System Check:** A section showing system requirements and plugins. It lists "Firefox" (Version: 3, Platform: Windows, Resolution: 1024x768) and a list of checked requirements: Ajax, Cookies, Java, Javascript, and Popups. It also lists installed plugins: Acrobat Reader, Flash Player 10, Quicktime Player, and Windows Media.
- EvCC Announcements:** A section titled "EvCC Announcements" with a date of "Monday, June 22, 2009". It contains a yellow box with the heading "EvCC ANGEL Login Information".


New Students	Returning Students
<p>Username: first initial + middle initial + full last name</p> <p><i>* If no middle name is in student records use an 'X'. If you have a common last name, you may need to use a '01' or '02' at the end.</i></p> <p>Password: first initial of your first name capitalized + first letter of your last name in lower case + your full Student ID</p>	<p>Returning students should use their previous quarter's network username and password.</p>

New and returning students: If you are unable to login to ANGEL successfully, you MUST


The browser's taskbar at the bottom shows the Start button, several application icons, and the system tray with the time "10:46 AM".




When can I check on my class, and when can I begin?



- ★ You should be able to login to ANGEL on
September 16th.




However, the class you are enrolled in MAY
NOT SHOW UP UNTIL MONDAY, **Sept 20th.**



- ★ **Classes begin MONDAY, September 20th.**




What if I can't login




- ★ If you follow the directions on the ANGEL login page and can't login you **MUST** go to the Password Reset page. There is a link for the Password Reset on the ANGEL page.

You must follow the criteria exactly.




- ★ **After submitting the Password reset and receiving verification of your username, go back to the ANGEL page and login.**






What can I do to get ready? Try it out!



- ★ Go to the ANGEL site at:


<http://everett.angellearning.com>



- ★ Login with a "guest" account

Username (login): AngelTutorial


Password: EvCC_ANGEL



- ★ Select **Introduction to ANGEL** from the course list. Click on the Lessons tab and select a task to get started




How do I contact the eLearning Office?




★ **Phone:** (425) 388-9367 or
1-866-575-9027

★ **Email:** elearning@everettcc.edu

★ **Office: Whitehorse Hall, 210 & 211**




★ **Staff:** Barbara Hellstrom, Sara Frizelle, Jeanne Leader



★ **Web Page:** <http://www.everettcc.edu/elearning>




Textbooks




EvCC
Course

EvCC Bookstore or
<http://www.evccbookstore.com/>



Make sure you have your course name and number and your instructor's name when purchasing your book.




WAOL
Course


EvCC Bookstore or
http://waol.org/current_students/bookstore.aspx




Accessing Your GroupWise Email Account



Go to <http://gw.students.everettcc.edu/>



***Your Username and Password are the same as
your login for ANGEL***






*If you have problems connecting to your email
account contact*

IT Helpdesk at (425) 388-9333, ext. 1 or
helpdesk@everettcc.edu




Important Dates to Remember




Sept 16	1st day to try your login
Sept 20	1st DAY OF EvCC ONLINE CLASSES
Sept 23	1st DAY OF WAOL CLASSES Last day to register for WAOL courses
Sept 24	Last day for a 100% refund
Oct 1	Last day to drop with no record
Oct 8	Last day for 50% refund (Self Support classes do not offer a 50% refund)
Nov 12	Last day to drop with a "W" grade
Dec 1	Last day of WAOL online classes
Dec 3	Last day of EvCC online classes




Self Support Classes



★ Classes that do not utilize state funding.




★ Usually do not offer 50% refund




★ Listed in schedule as "Self-Support, non tuition class."




Technical Tips



- ★ Internet access, a browser compatible with ANGEL and a word processing program.




- ★ **Firefox** (browser) works best with ANGEL.




- ★ Download a free version of Firefox
Google **Firefox Download**
- ★ **Open Office** (software programs)
Free download – word processing, presentation etc
Google **Open Office**




Technical Tips



- ★ If you choose to use **Internet Explorer (IE) 7**, you must set your browser to specific settings **Internet Explorer (IE) 8**, it is best to run in compatibility mode.






These settings can be found on the eLearning website under Technical Requirements.



- ★ We suggest that you DO NOT use **AOL, MSN, Yahoo, Safari** or **Chrome** as your browser. These are not compatible with ANGEL






Technical Tips



- ★ ONLINE EXAMS: Do not use a wireless connection.
- ★ Plug your laptop directly into your Internet service connection OR use a desktop computer or a computer on campus.



Technical Tips (cont.)



- ★ Run/Install all updates on your computer BEFORE class begins. Check compatibility on *guest* ANGEL account.
- ★ Turn off pop-up blockers (also those in IE & Firefox). (You can adjust pop-ups to allow Angel as a *Trusted Site*.)
- ★ If in doubt, go to the ANGEL login page and look at the system check.