

---

# *Distance Learning at EvCC*

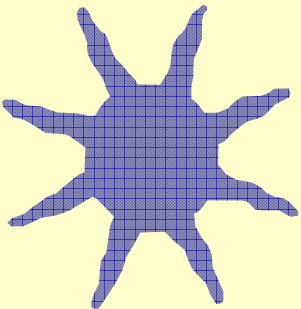

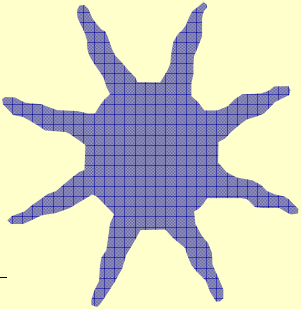
---

Information Session for  
ONLINE Courses  
Fall Quarter 2008



## *Technical Tips*

---

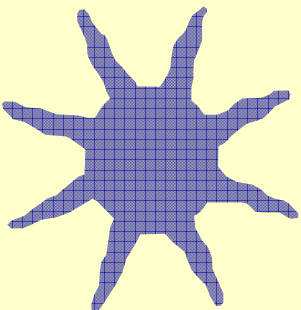
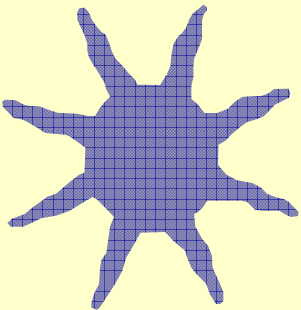
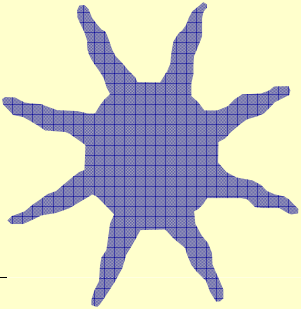


- ★ DO NOT use the AOL, MSN, Yahoo, or any other 'proprietary' browser.
- ★ **Firefox** works best. If you choose to use **Internet Explorer (IE) 7**, you must set **your browser to specific settings**. These settings can be found on the eLearning website under Technical Requirements.
- ★ Avoid 'bookmarking' any page in Blackboard that is not the MAIN welcome page (**[everett.blackboard.com](http://everett.blackboard.com)**)



## *Technical Tips*

---

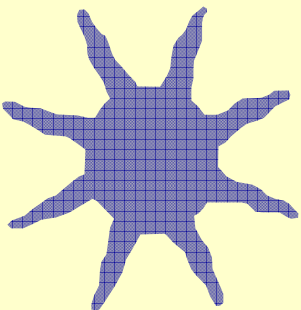
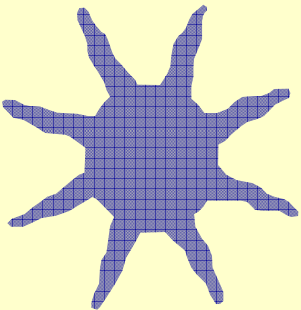
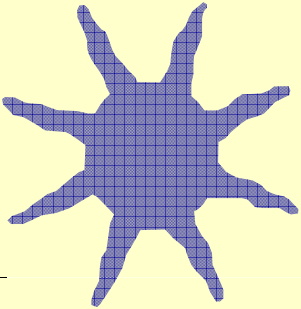


- ★ ONLINE EXAMS: Do NOT use a laptop with a wireless connection.
- ★ DO plug your laptop directly into your Internet service connection OR use a desktop computer or a computer in the EvCC Library.



## *Technical Tips*

---



- ★ Run/Install all updates on your computer BEFORE class begins. Check compatibility on “guest” Bb account.
- ★ Turn off pop-up blockers (also those in IE & Firefox). *(You can adjust pop-ups to allow Bb as a “Trusted Site.”)*
- ★ McAfee Security Software may need “IFRAMES” fix – on DL web site.