

Student Strategies: Using CoursePoint Enhanced Products to Improve Your Success in *Your* Nursing Class and Program

Hosted by: Erik V. Carter Ph.D. MS APRN-BC ACNS CCNS CCRN-K PHN, Wayne State University

In this hour-long, training event developed **specifically for students**, Dr. Carter teaches strategies, for using Enhanced CoursePoint and CoursePoint+, to help students be more successful in their nursing class and program. Dr. Carter demonstrates the Enhanced CoursePoint resources designed to develop your foundational knowledge, assess your understanding, remediate your areas of weakness and develop your critical thinking and reasoning skills, which is necessary to be NCLEX and practice ready.

[Watch the Recording](#)

To get the most out of this training, confirm whether you are using
Enhanced CoursePoint OR Enhanced CoursePoint+

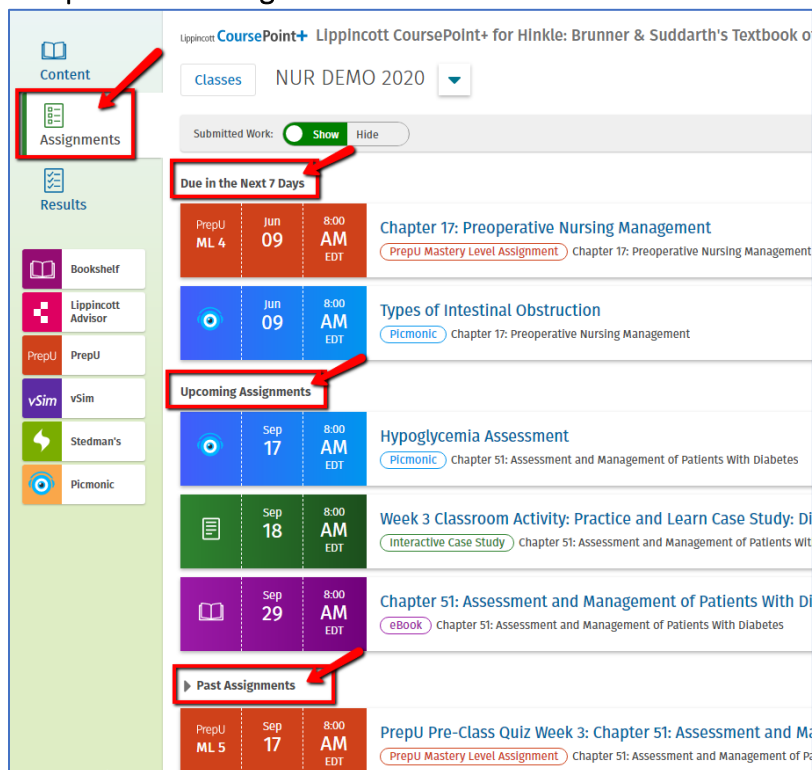
Dr. Carter completed his undergraduate and graduate work in California and relocated to Michigan in 2017, accepting a teaching position at Wayne State University as an Assistant Professor-Clinical. Two years ago, he was appointed Director of the Undergraduate Program at Wayne State University College of Nursing, which provided him a path to participating in student success. His primary research interests centered around cardiac electrocardiography and genomics. Currently, Dr. Carter's research interest focuses on student success by enhancing the assimilation of clinical reasoning and clinical judgment in undergraduate nursing programs. Dr. Carter truly believes that by bridging innovative educational and clinical tools to students', exponential increases in clinical reasoning and clinical judgment will occur. Dr. Carter's role as a student advocate is what drives his use of Lippincott's innovative teaching tools.



What is Enhanced CoursePoint/CoursePoint+ and how can it help me as a student?

Enhanced CP/CP+ is an integrated digital learning solution that combines a variety of learning tools, that are an effective means of increasing your clinical judgment, Point-of-Care decisions, and communication interaction with other healthcare team providers. Use CoursePoint/CoursePoint+ daily to:

1. Complete Class Assignments



Lippincott CoursePoint+ Lippincott CoursePoint+ for Hinkle: Brunner & Suddarth's Textbook of Medical-Surgical Nursing, Fourteenth Edition

Classes: NUR DEMO 2020

Submitted Work: ☒ Show ☐ Hide

Due in the Next 7 Days

- PrepU ML 4 Jun 09 8:00 AM EDT Chapter 17: Preoperative Nursing Management (PrepU Mastery Level Assignment)
- Jun 09 8:00 AM EDT Types of Intestinal Obstruction (Picmonic)

Upcoming Assignments

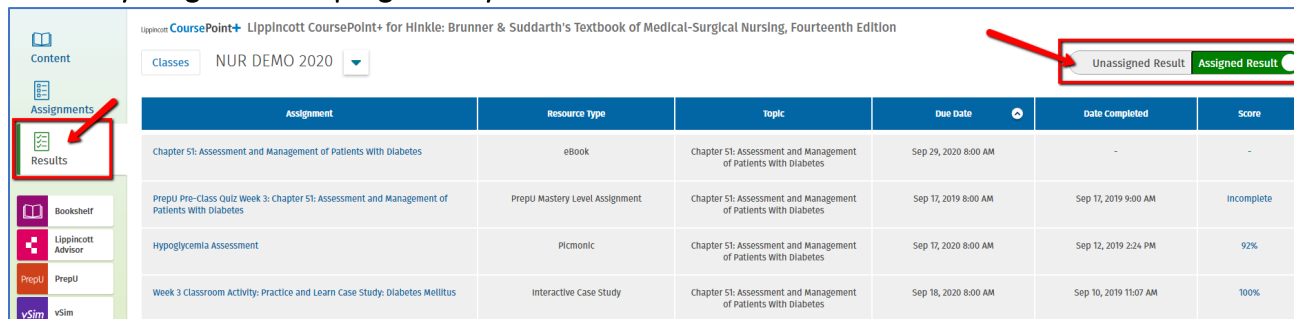
- Sep 17 8:00 AM EDT Hypoglycemia Assessment (Picmonic)
- Sep 18 8:00 AM EDT Week 3 Classroom Activity: Practice and Learn Case Study: Diabetes Mellitus (Interactive Case Study)
- Sep 29 8:00 AM EDT Chapter 51: Assessment and Management of Patients With Diabetes (eBook)

Past Assignments

- PrepU ML 5 Sep 17 8:00 AM EDT PrepU Pre-Class Quiz Week 3: Chapter 51: Assessment and Management of Patients With Diabetes (PrepU Mastery Level Assignment)

2. Self-Study & Practice

3. Monitor your grades and progress in your class



Lippincott CoursePoint+ Lippincott CoursePoint+ for Hinkle: Brunner & Suddarth's Textbook of Medical-Surgical Nursing, Fourteenth Edition

Classes: NUR DEMO 2020

Unassigned Result Assigned Result ☒

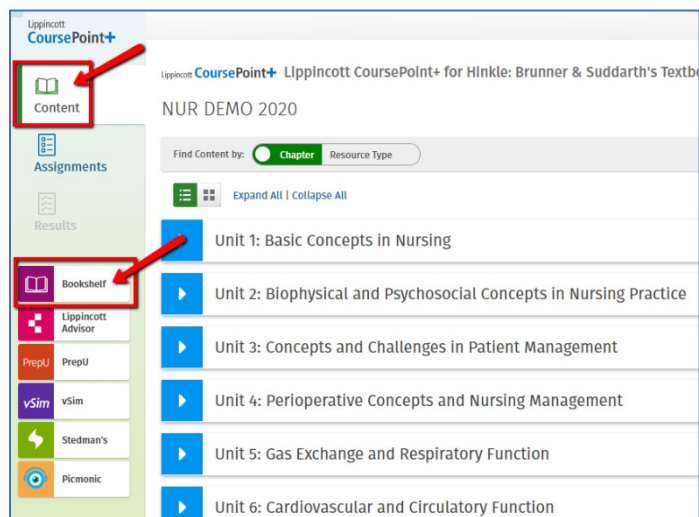
| Assignment | Resource Type | Topic | Due Date | Date Completed | Score |
|--|--------------------------------|---|----------------------|-----------------------|------------|
| Chapter 51: Assessment and Management of Patients With Diabetes | eBook | Chapter 51: Assessment and Management of Patients With Diabetes | Sep 29, 2020 8:00 AM | - | - |
| PrepU Pre-Class Quiz Week 3: Chapter 51: Assessment and Management of Patients With Diabetes | PrepU Mastery Level Assignment | Chapter 51: Assessment and Management of Patients With Diabetes | Sep 17, 2019 8:00 AM | Sep 17, 2019 9:00 AM | Incomplete |
| Hypoglycemia Assessment | Picmonic | Chapter 51: Assessment and Management of Patients With Diabetes | Sep 17, 2020 8:00 AM | Sep 12, 2019 2:24 PM | 92% |
| Week 3 Classroom Activity: Practice and Learn Case Study: Diabetes Mellitus | Interactive Case Study | Chapter 51: Assessment and Management of Patients With Diabetes | Sep 18, 2020 8:00 AM | Sep 10, 2019 11:07 AM | 100% |

What are the various tools include in CoursePoint/CoursePoint+ Enhanced?

*CoursePoint content varies depending on your CoursePoint course. Check with your instructor about availability.

eBook:

- ✓ Highlighting
- ✓ Flashcards
- ✓ Note sharing in the form of pdf
- ✓ Scratchpad for on the spot notetaking
- ✓ Printing
- ✓ Control over font and margins in eBook
- ✓ Real aloud (**over ~45 different languages**)
- ✓ Night display to protect your eyes from the overexposure to blue light
- ✓ You can customize the eBook to fit your specific needs. You can also download your eBook to your desktop using your Bookshelf account (VitalSource) when you want immediate access to your textbook information.

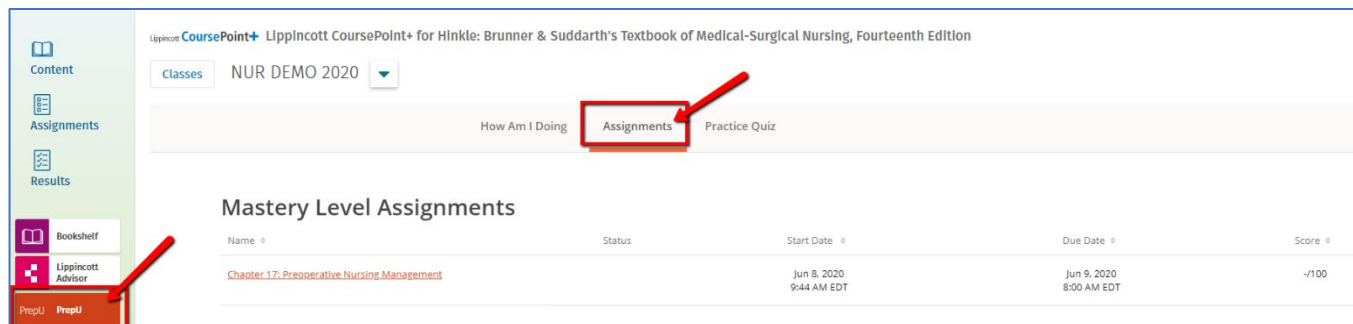


PrepU:

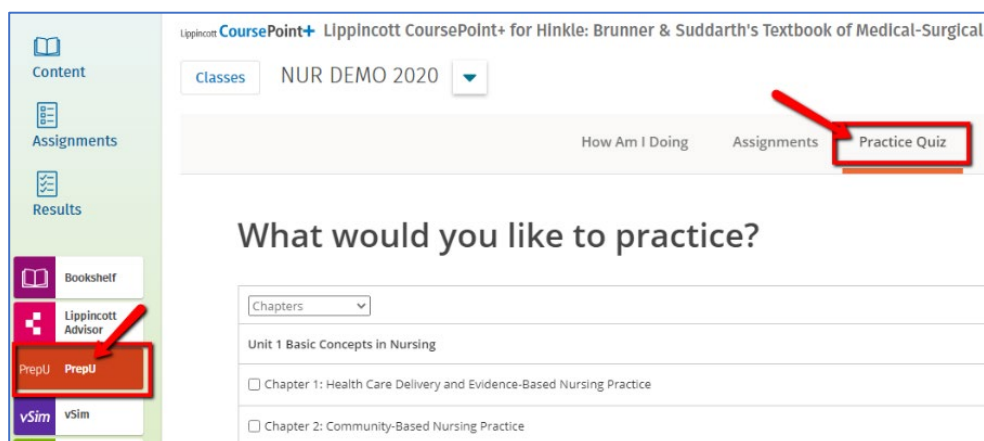
Prep U is an adaptive quizzing engine that offers NCLEX-style questions which are customized for your level of understanding and challenges you at an appropriate pace and difficulty level. “Mastery Levels” (1 is the lowest and 8 is the highest) are assigned as students answer more difficult questions and demonstrate greater mastery on course concepts.

The PrepU adaptive system will grade your quiz, analyze your performance and calculate your overall mastery level. Your quiz results include your answer and the correct answer, a rationale as to why the correct answer is correct and a “Smart-Sense link” which redirects you to the location in the e-book where that concept is presented.

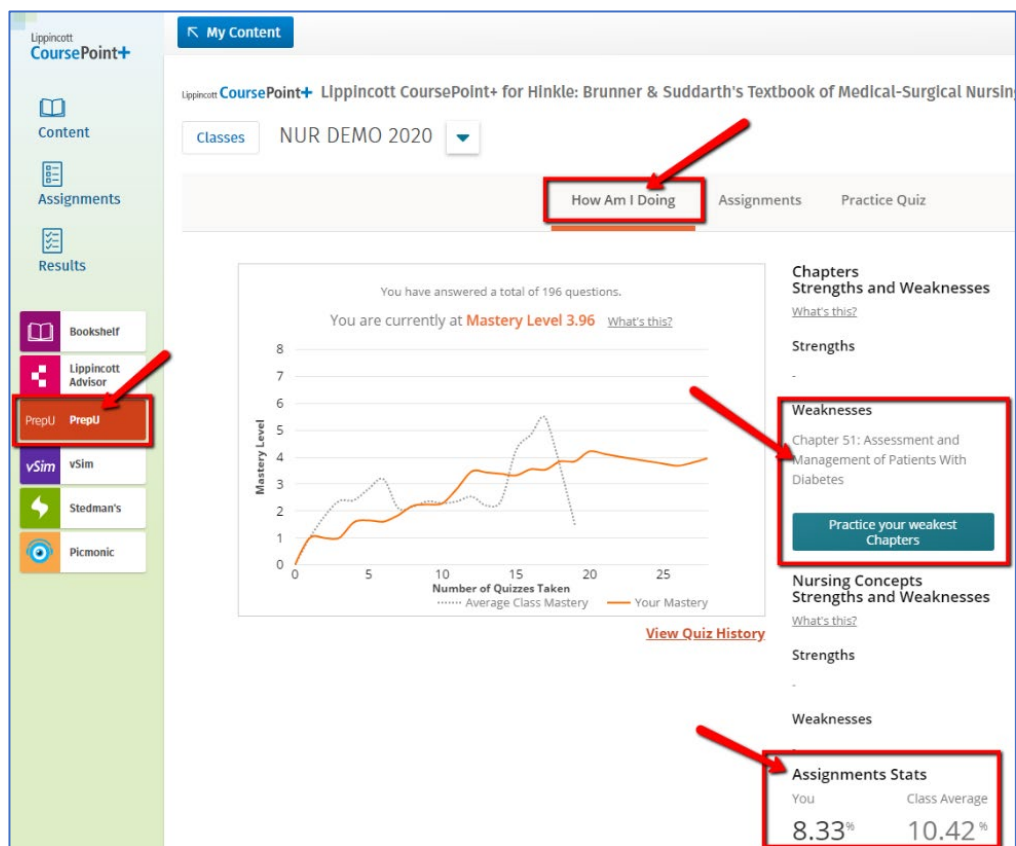
- ✓ Select **Assignments** to take chapter quizzes assigned by your instructor (found in PrepU Quick Link or Assignments Tab)



- ✓ Select **Practice Quiz** to take self-study practice quizzes to prepare for class and exams



- ✓ Select **How am I Doing** data to pinpoint and review your strengths and weaknesses for more efficient study time and exam prep.



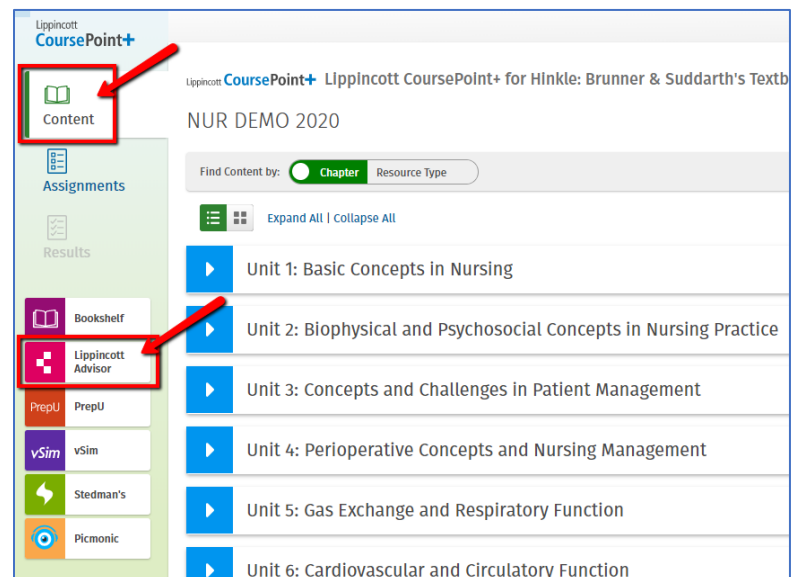
PrepU Best Practices

- ✓ Check CoursePoint **Assignment Tab** or **PrepU Assignments** regularly for instructor assigned quizzes.
- ✓ This is a **learning tool**! Use the practice quizzing, results and the remediation tools to help you pinpoint areas for improvement and efficiently guide your study time. Beware of Dr. Google.
- ✓ Take **5 question quizzes** (instead of 15 or 20) to achieve a more accurate mastery level achieve your mastery level quicker.
- ✓ Use the **Smart Sense** links to easily navigate to page in your eBook where the information on the rationale resides so you can reinforce your understanding and maintain notes, highlights and flashcards for pre-exam review.
- ✓ **Retake quizzes** after you review your quiz and have remediated on missed questions so you armed with solid knowledge that will increase your level of success. You can also view your **quiz histories**.
- ✓ **Misconception Alerts** identifies questions likely to represent statistical, student misconceptions. They are tagged by a special icon, i.e., an orange light bulb with the word Misconception underneath. Your instructor can identify and speak to misconceptions that students may have regarding quiz responses to specific questions.
- ✓ Use the **Report a Question** link to report a question that has either a typo, correct answer that is wrong, incorrect reference page, Smart Sense link not functional or inappropriate content.

Lippincott Advisor for Education (available with CoursePoint+):

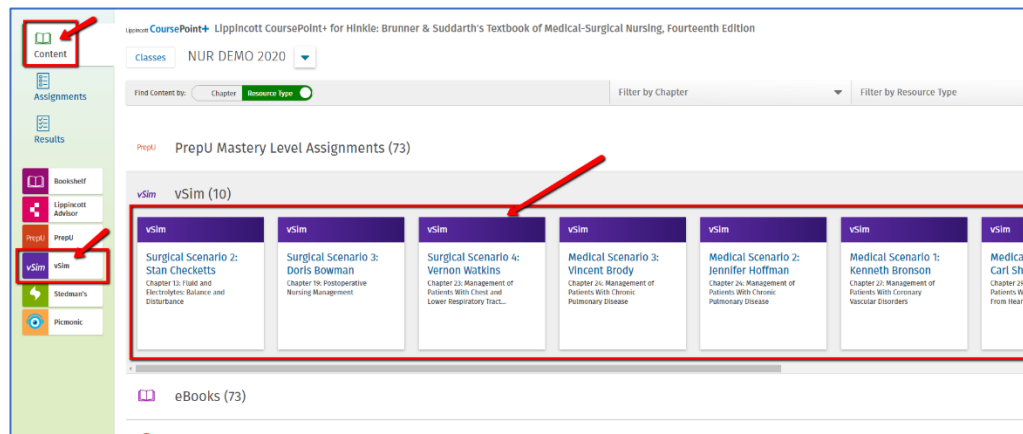
This point of care digital tool is used in thousands of hospitals and supports clinical decision making with regularly updated, evidence-based information including:

- ✓ Disease/conditions,
- ✓ Diagnostics
- ✓ Drug
- ✓ Signs and Symptoms
- ✓ Problem-Based Care Plans
- ✓ Patient teaching tools
- ✓ Cultural perspectives
- ✓ All resources are interconnected



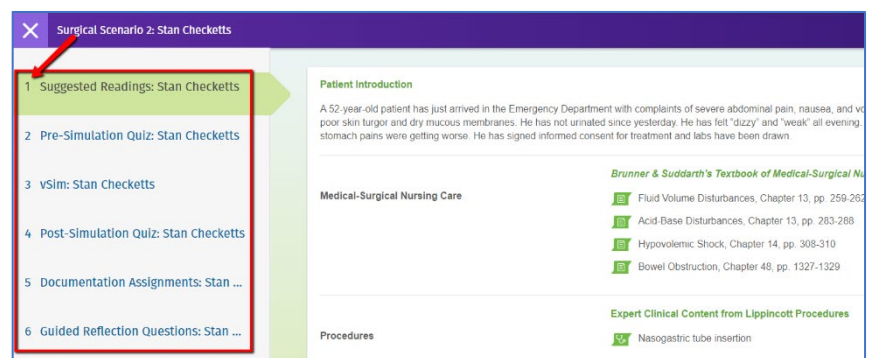
vSim (available with CoursePoint+):

vSim's are designed to simulate real nursing scenarios that you may come across in the clinical setting. They help develop your clinical judgement and critical thinking skills.



Each vSim scenario follows the same 6 step process:

- ✓ Suggested readings
- ✓ Pre-Sim Quiz
- ✓ vSim
- ✓ Post Sim Quiz
- ✓ Doc Assignments
- ✓ Guided Reflection



vSim Best Practices:

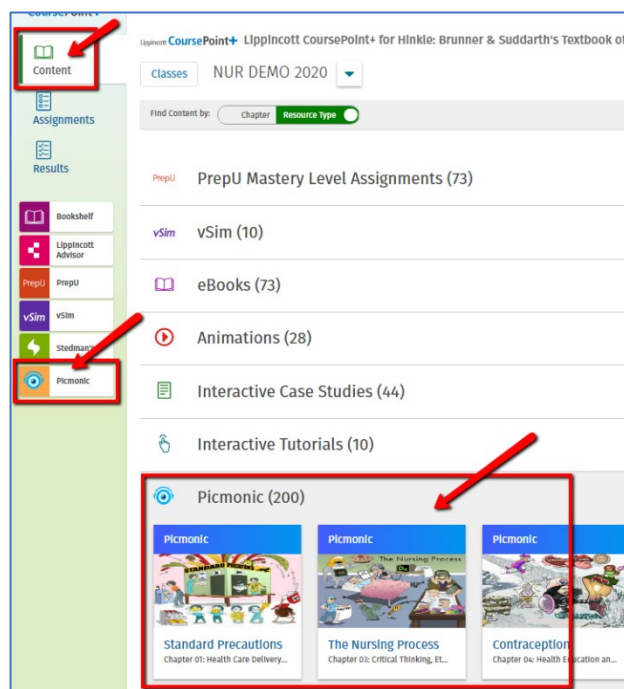
- ✓ Check the CoursePoint **Assignment Tab** to see if the vSims have been assigned to you. If not, use the vSim for self-study and practice.
- ✓ Use the **Smart Sense links** found in Suggested Readings, to create unique "vSim" flashcards, notes and highlights in the ebook for self-study.
- ✓ Use the **Pre-Sim Quiz results** found in the **Results Tab** to review and remediate your knowledge using the rationale and remediation to the ebook and Lippincott Advisor for Education. Review and create new flashcards, notes and highlights in the ebook to aid your understanding.
- ✓ **Building Clinical Judgement and Critical Thinking!** Begin the simulation AFTER you have properly prepped for the scenario so you can effectively apply this knowledge in a clinical setting.
- ✓ Each scenario takes approximately 30 minutes to complete.
- ✓ After your completion of the vSim, review the **vSim Scenario Results** in the **Results Tab**. This feedback assists in helping you hone your skills surrounding rendering care for that specific patient disease/condition. Be sure to review all areas that you were deficit before attempting to repeat the vSim

- ✓ Use the **post-SIM quiz** results to assess your post-knowledge on subjects that were covered in the case scenario. Always review the rationale and use the links to deepen your knowledge on the content of the questions.
- ✓ Your instructor may ask you to use DocuCare to answer the **Documentation questions**. However, if your instructor doesn't use DocuCare, these are excellent questions that can help you understand key elements of the case scenario, and I urge you to try and answer.
- ✓ **Reflection questions** are important and helps strengthen your resolve during your activities in the scenario.

Picmonics:

This picture-based audiovisual and quizzing learning tool simplifies complex content into easily understandable “mnemonics,” thereby, increasing long-term memory retention by as much as 331% and increases in exam scores by 50%! You can use the tool with your iPhone or Android device, so studying anywhere is possible.

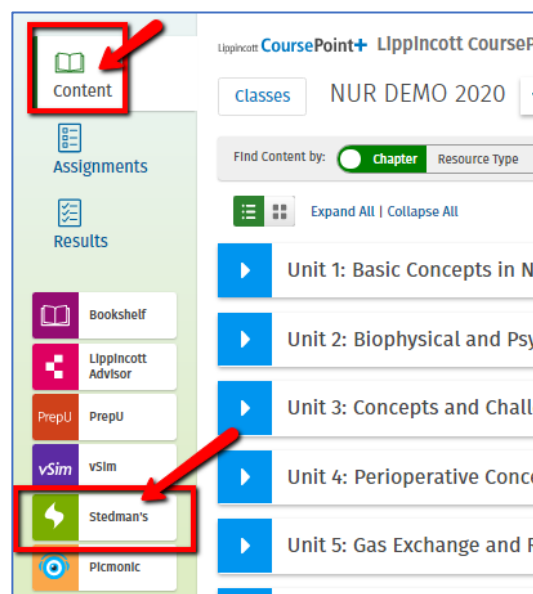
- ✓ Use both “educational” and a “story” approach to relay difficult concepts
- ✓ Offers quiz to test your newly acquired knowledge
- ✓ Rationales are provided to solidify concepts



Stedman's Online:

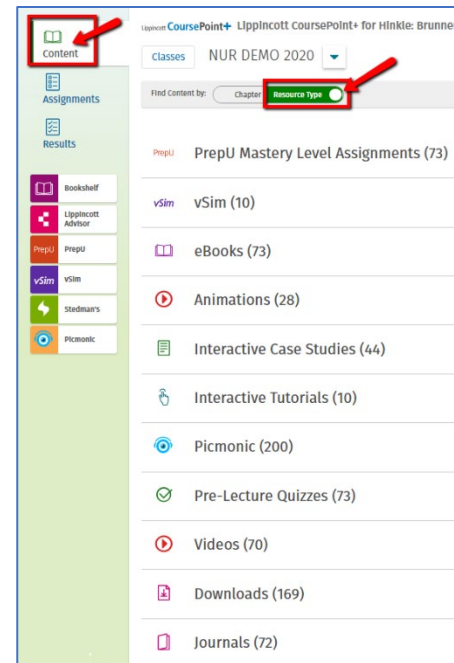
Truly a hidden gem! This online resource centralizes comprehensive healthcare information, which is updated regularly. This includes:

- ✓ An embedded search engine that provides dictionary definitions
- ✓ pronunciations of medical terminology
- ✓ Illustrations
- ✓ Skills videos
- ✓ References such as formulas for computing drug dosages, regulating IV therapy gtt's and interpreting common laboratory tests.



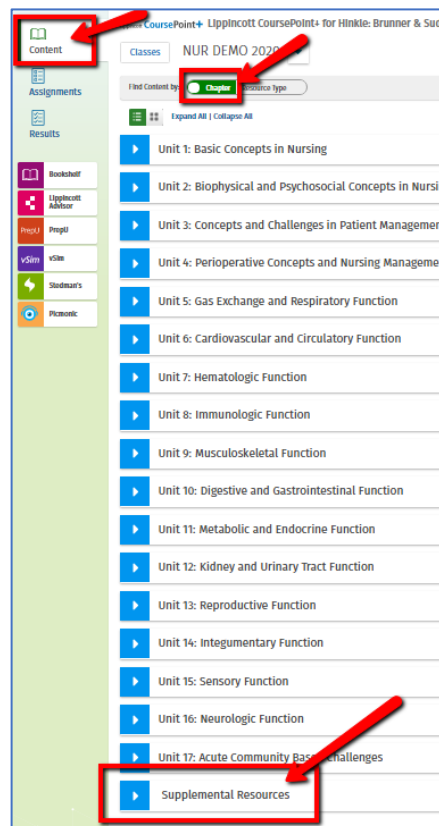
Other innovative Enhanced CoursePoint/CoursePoint+ tools include:

- ✓ Pre-lecture Quizzes*
- ✓ Animations*
- ✓ Video Cases*
- ✓ Interactive Tutorials*
- ✓ Practice and Learn Case Studies*
- ✓ Watch and Learn Videos*



Supplemental Resources

- ✓ Student User Guides
- ✓ Additional Resources



Need Help?

- ✓ If you have technical issues or problems with registration call Tech Support at 1-800-468-1128 or send an e-mail to techsupp@lww.com
- ✓ Student Training Videos are available at <http://customersuccess.lww.com/students/nursing-education/on-demand-training/lippincott-coursepoint-enhanced-experience.html>